
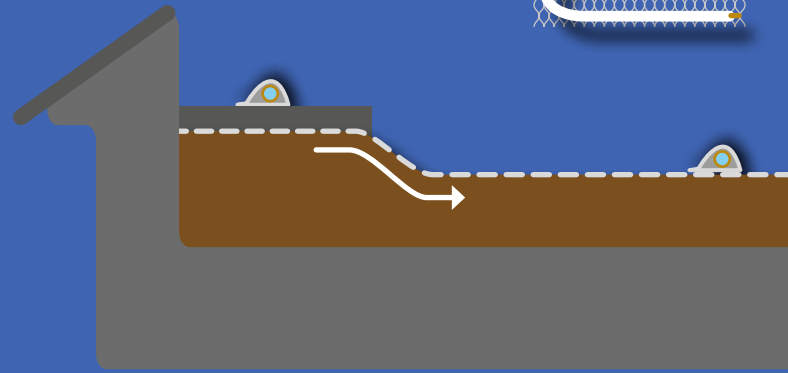



# BLUELITE-NET + LITE-STRIPS GREEN ROOFS

- 1.** Insert the irrigation pipe into the **BLUELITE-COVER**.



- 2.** Unroll the **LITE-NET** with a slope at the edge of the roof, and install the protected irrigation pipe: Once slightly raised at the edge of the roof, and then with a distance of 50-60 cm between each section in the further roof area.



- 3.** Cover everything with a mixture of soil with **LITE-STRIPS** and plant!

